

Reel Rhythms

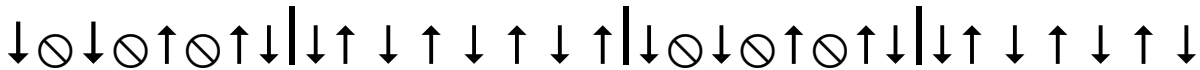
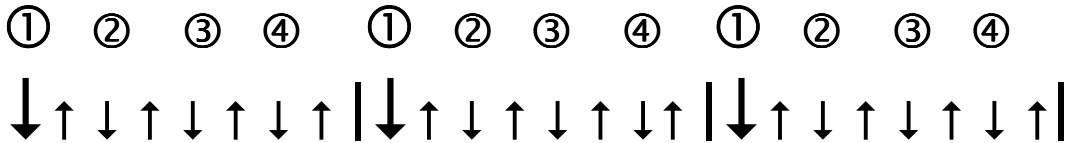
If you have trouble thinking of the rhythm of a reel, repeat any four-syllable word.
Many people repeat the word “watermelon” to get the feel of a reel.

Basic Reel Rhythms

4 Beats. 8 strikes... count 1 and 2 and 3 and 4.

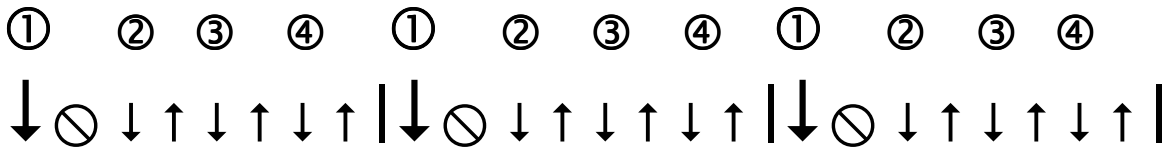
Numbers are down strokes

“Ands” are up strokes



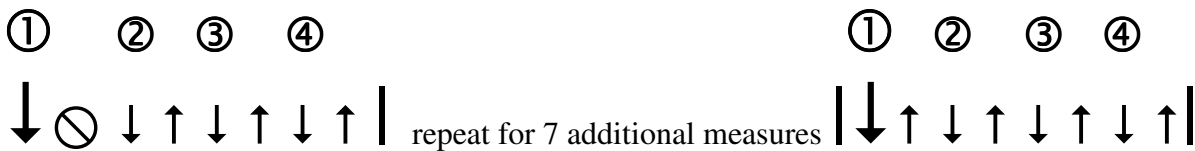
Reel Rhythm with a Skip

4 Beats. 7 strikes... do not strike where the ⊘ appears



Ending a Reel

Assume the reel is 8 measures long. Use the Reel Rhythm with skip for the first 8 measure. During the 9th measure where the turn around to the head of the tune occurs, play the basic reel rhythm. This is a basic structure used when applying tonality to the drum. Master the move for future use.



Reel Rhythm with 2 Skips

